

The Art of Photography Richard White

PHOTOGRAPHIC WORKSHOPS ON LINE GALLERY PHOTOGRAPHY ARTICLES HIGH COUNTRY CALENDAR

P. O. Box 425, Mansfield, Victoria 3722
Phone / fax 03 5776 9533

Email: richard@richardwhite.com.au
website: www.richardwhite.com.au

Issue #30
December 2009



Lindis Pass, South Island, NZ

In the last newsletter back in September, I spoke about exposure in a general sense and what you need to look out for using a digital camera and also when using film. In photography I have always thought that there are five main elements to a good photograph. Composition, exposure, (selective) focus, aperture and speed. What you choose to do with all of these ingredients is vital to how successful your photograph will be.

When I bought my first camera it was a very basic model (all I could afford really), but it did the trick. I realized quickly that the body was secondary to the lens I placed on it. Nothing has changed. It came with about a 10 page manual and everything was *manual*. You had to get it right or you were in for a big disappointment each time your film came back. You learnt to get it right.

The Art of Photography Richard White

PHOTOGRAPHIC WORKSHOPS ON LINE GALLERY PHOTOGRAPHY ARTICLES HIGH COUNTRY CALENDAR

P. O. Box 425, Mansfield, Victoria 3722
Phone / fax 03 5776 9533

Email: richard@richardwhite.com.au
website: www.richardwhite.com.au

The addition of auto and program is convenient sometimes, but really doesn't teach you anything. Auto just gives you an image that has had the exposure (and focus) selected for you without your input at all and program is not a lot different.

Tv and Av are a better option because you have to make a decision as to what shutter speed or aperture you would like to use. And again if you are in a hurry then they are certainly the best option. But really nothing beats manual because you can fine tune your exposure to the enth degree.

Why not challenge yourself one afternoon and go out with your camera, place it on manual and plan to take 20 pictures of 20 different subjects. No bracketing, no just in cases and NO looking till you get home. That ought to give you sweaty palms if you think you have nailed a good'n.

And while you're sweating over the above ask yourself this question which I was asked recently, "Why do you take pictures?"

I wonder how many of us can come up with a plausible answer or one that truly answers the question.

Back to composition for the moment. I include the tripod height and lens selection within this word. Change either of them and you change the look of the photograph. If you find a photograph at the height you usually stand then that is where your tripod and camera should come up to. Often I have seen people stand look find what they want to photograph, then set up only to be bending over to get down to their tripod. If you are constantly doing this perhaps you should consider buying another tripod that is the same height as you are.

* * * * *

This has nothing to do with photography, but a lot to do with logic.

I was travelling through NSW (to do some photography) and stopped for the night at a very well known town. I was on the road to somewhere. The dinner options were not great. I decided on a pizza. I entered the shop and without looking at anything said I will have a small vegetarian. I hate the pizza meat you see.

"We only do large and family", she said pointing to the sizes on the wall. I looked at them. The large looked big enough to feed a football team and the family would have satisfied the state of Tasmania.

"Could you make me a small, same price, so I don't have to throw away what I wont eat?"

"If I offered small then I would have to buy small boxes".

I had no answer for that and ordered a large.

The Art of Photography Richard White

PHOTOGRAPHIC WORKSHOPS ON LINE GALLERY PHOTOGRAPHY ARTICLES HIGH COUNTRY CALENDAR

P. O. Box 425, Mansfield, Victoria 3722
Phone / fax 03 5776 9533


Email: richard@richardwhite.com.au
website: www.richardwhite.com.au

HIGH COUNTRY CALENDAR 2010


This will be the 11th year that I have produced a calendar on the High Country. Although available in most ABC shops in the Eastern States and good book stores in Victoria and NSW, if you want you can order directly from myself. The cost of the calendar is still \$32.50 plus \$5.50 P & P. (Overseas \$20) Sorry but Aust Post had 2 increases this year on parcels.

Send a cheque or money order to the address at the head of this newsletter and I will post one out to you almost immediately. If you would like it personalized just ask.

11TH YEAR EDITION




The High Country
2010
CALENDAR



PHOTOGRAPHS BY RICHARD WHITE

The High Country
2010 CALENDAR
11th year edition

PHOTOGRAPHS BY RICHARD WHITE



This is the eleventh year that I have produced the High Country Calendar. In some ways last year's 10th Anniversary Edition milestone seemed hard to believe, but now eleven seems to be getting serious. It's difficult to explain the feeling of being in the High Country. The air is fresh and clean and it is so noticeable, so refreshing. In some ways it's like when you finally leave behind city traffic and traffic lights and you hit the open road. You feel free. I have the joy of making images in this part of the world; an area I have lived for the past 25 years. May it continue for a long time yet. All images produced in this calendar have been hand printed in my darkroom and then scanned and printed single sided as duo tones and reproduced in their original black and white. The original atmosphere of the images has been maintained without any digital enhancement. As in past years I have provided some commentary and instruction on selected images as well as some workshop information. I hope you continue to enjoy this calendar.


Richard White

The images in this calendar have been photographed with Linhof & Ebony 4" x 5" cameras using a variety of lenses. The film stock was Kodak TRI-X 320 Professional. All photographs have been hand printed to exhibition standard in Richard's darkroom. The calendar has been produced on the new and exceptionally high quality FSC certified stock *Helix Silk* from Spicers Paper.

Unframed original photographs are available upon request.

Richard White lives in North East Victoria. He is a Double Master of Photography and a multiple award winner. A member of the Australian Institute of Professional Photography and past Victorian President of the AIPP as well as a regular judge at the annual AIPP National Photography Awards. In 2003 he won the Landscape Section of the Victorian Professional Photography Awards and was also awarded an Arts Council Grant for overseas study. Richard is a regular collaborator of Landscape photography, writes regular articles for *Senior Photography* magazine and holds photographic workshops throughout the year under the Art of Photography Workshops Program.

All enquiries regarding the calendar, original prints or workshops to:
Richard White
PO Box 425, Mansfield
Victoria, Australia 3722
Phone/Fax (03) 5776 9533
International +61 3 5776 9533
Email richard@richardwhite.com.au
www.richardwhite.com.au



© All photographs and text in the calendar are copyright to Richard White, 2009
*2009 calendar 011

Kodak Professional Imaging Solutions
Spicers Paper
Photographed and made in Australia using Kodak Professional and Spicers paper.

\$32.50 R.R.P. inc GST

The Art of Photography Richard White

PHOTOGRAPHIC WORKSHOPS ON LINE GALLERY PHOTOGRAPHY ARTICLES HIGH COUNTRY CALENDAR

P. O. Box 425, Mansfield, Victoria 3722
Phone / fax 03 5776 9533

Email: richard@richardwhite.com.au
website: www.richardwhite.com.au

Custom Black & White Lab

If you require some Fine Art Black & White printing and you don't print yourself or have a darkroom at present, then may I suggest you contact Blanco Negro. Blanco Negro is a small custom lab which processes black & white film and does high quality printing. Chris is an expert B&W printer and chemical guru and prints all things for pro and amateur photographers, exhibitions and galleries. He is highly regarded in his field. With many labs closing down because of the new movement, Chris has become sought after and very busy. Give it some thought if you need someone to get you started. His details follow.

Chris Reid
Blanco Negro
44-54 Botany Road Alexandria NSW 2015
Ph 02 9698 4552

Email: chris@blanconegro.com.au

www.blanconegro.com.au

FOMA PAPER ORDER

Our next Foma Fibre base paper order will most probably be in February for delivery in April. Let me know if you are in need of some. A price list is also available if requested and if you already have a price list then you will have to add a 5% increase.

* * * * *

NEWSLETTER PRINT OFFER for issue #30 100% guaranteed

Once again the print offered at the head of this newsletter is the special print offer for this issue.

The photographs offered are designed to give you the opportunity to purchase one of my photographs at a reduced rate. This will apply **only** to receivers of this electronic mail.

About the image - Lindis Pass, South island NZ

The photograph was taken in the 2001. Taken with my 4 x 5" Linhof using a 210 lens and a 23a filter.

The Art of Photography Richard White

PHOTOGRAPHIC WORKSHOPS ON LINE GALLERY PHOTOGRAPHY ARTICLES HIGH COUNTRY CALENDAR

P. O. Box 425, Mansfield, Victoria 3722
Phone / fax 03 5776 9533

Email: richard@richardwhite.com.au
website: www.richardwhite.com.au

This whole area is very beautiful and spectacular and can be so different depending on what time of year you are there. If possible, when I am in NZ, I always make a point of going there. What appealed to me about this shot was the different layers of the land. How they juxtaposed with each other.

The image will be hand printed by myself to exhibition standard (as all my prints are) in my darkroom on Foma Fibre base black & white paper, mounted to rag museum board and over matted ready for framing. As always only the finest materials are used in the production of the image.

The image size will be approximately 11" x 14" (27 x 30 cm) and over matted to an overall size of 40 x 50 cm.

Details relating to the image and print number will appear on the back of the photograph.

Cost of Print

Normally this print would sell for \$450, but the Newsletter Edition Print will be \$300.

The dollar value is the same as the country you live. (Aust. NZ, USA, Canada & UK)
i.e. : If you live in Australia A\$300 UK £200 US\$300 Can\$300 NZ\$300)

The print price is inclusive of post and packing within Australia. Add \$25 for overseas.

This offer lasts till December 22, 2009.

100% Money Back Guarantee

Buying a photograph from a computer screen can cause some to have dizzy spells, so with that in mind if you do purchase a print and are not completely satisfied I will refund your amount in full, provided you return the photograph within 14 days of receipt in the same condition it arrives.

This is a 100% money back guarantee.

If you would like a print, send me a note with a cheque, money order, direct deposit or international bank transfer for the correct amount along with your name and address and contact details. Ordered prints will be sent out within 4 weeks.

Bank details are are Westpac Bank. BSB 033240 Acc#113697

* * * * *

The Art of Photography Richard White

PHOTOGRAPHIC WORKSHOPS ON LINE GALLERY PHOTOGRAPHY ARTICLES HIGH COUNTRY CALENDAR

P. O. Box 425, Mansfield, Victoria 3722
Phone / fax 03 5776 9533

Email: richard@richardwhite.com.au
website: www.richardwhite.com.au

Some of Australia's Large Format Masters

An exhibition of photographs

The Meyer Gallery

269 Bourke St. Darlinghurst (Sydney) 2010

January 14 - February 7 2010

I will be part of a group exhibition that will be at the Meyer Gallery from January 14 - February 7 2010. If you happen to live in Sydney or passing through there during this time then feel free to take a look.

I should also point out that Large Format Masters refers to the type of cameras that are used to capture the image, not the size of the prints. I know some of you will know this, but there are also plenty who get it confused with large format printers which relate to the size of the prints that are capable. Large format, in the original sense, referred to 4 x 5" and larger cameras. Usually monorail or field cameras came under this banner. Basically anything that used sheet film. A 4" x 5" or 10" x 8" pin hole camera is also a large format camera.

Workshops in 2010

Cradle Mountain - Tasmania April 9 - 12, 2010. \$1050

Fee includes: Accommodation, transport from Launceston to Cradle Mtn and return & workshop fee

The past 3 workshops to Cradle Mountain have been very popular. This is a very picturesque and fabulous area and this workshop will once again be very exciting. The subject matter is varied and beautiful and offers those attending a chance to photograph outside their comfort zone and to improve their photography. The workshop will run from Friday morning beginning in Launceston where we will then travel to Cradle Mountain and then return to Launceston Monday afternoon. The cost of the workshop includes transport from Launceston to Cradle Mountain and return and during the workshop, accommodation in comfy log cabins, park fees and the workshop fee. Food and beverages are extra, but expect Bistro type prices and great food. For further information contact The Art of Photography Workshops.

The workshop will be limited to just 6 people.

The Art of Photography Richard White

PHOTOGRAPHIC WORKSHOPS ON LINE GALLERY PHOTOGRAPHY ARTICLES HIGH COUNTRY CALENDAR

P. O. Box 425, Mansfield, Victoria 3722
Phone / fax 03 5776 9533

Email: richard@richardwhite.com.au
website: www.richardwhite.com.au

The High Country - Falls Creek April 30 - May 3, 2010 Workshop fee & Accommodation: \$695

In 2010 we will again venture back to Falls Creek in the High Country. Mountain Huts, fabulous views and exquisite Snow Gums. Staying in the village at Falls Creek in mountain lodge accommodation. Many outdoor photography excursions and informative indoor sessions. The workshop fee is based on twin share accommodation, but no meals. Single accommodation, although limited, is available at an extra charge. Documentary film maker Don Parham will again join me as co-instructor adding an interesting element to the workshop.

The Portrait Workshop May 21 - 24 2010 Workshop Fee: \$515

The workshop looks at making Portraits in whatever situation you come across. From studio lighting set ups using one light or two or even three, to window light, indoors or outdoors using any camera you wish. There are basically no limitations on making a portrait and we will look at many ways to accomplish this. During one of our outdoor sessions we will look at photographing only the landscape. Actually seascapes and rock formations. It is rugged and very beautiful. We will also consider the option of placing a subject within our composition should we wish. During our 4 days we will photograph, discuss, eat and sleep photography. Co instructor is again Anthony Browell, known for his unique style of portraiture and vast photographic knowledge.

The Fine Print (Advanced darkroom practice) #1 June 25 - 28 2010. Workshop Fee & all materials: \$550

This workshop will begin Friday evening and ends Monday PM to allow plenty of time to demonstrate all the new techniques you will learn. After a review of basic darkroom practice we will look at various masking techniques, print bleaching and toning, archival print washing and heaps more. You will be encouraged to print from one or more of your negatives under my watchful eye where we will look at applying some of the new techniques. Prior to the workshop you will be sent one of my negatives for you to make a print. This is not a workshop for the newcomer in the darkroom, but someone who has either completed one of my introductory Black and White print workshops or has been actively involved in print making for some time. There will be portfolio reviews as usual and lots more. The workshop fee includes paper and chemicals. Limited to 6.

The Art of Photography Richard White

PHOTOGRAPHIC WORKSHOPS ON LINE GALLERY PHOTOGRAPHY ARTICLES HIGH COUNTRY CALENDAR

P. O. Box 425, Mansfield, Victoria 3722
Phone / fax 03 5776 9533

Email: richard@richardwhite.com.au
website: www.richardwhite.com.au

Into The Outback West McDonnell Ranges August 14 - 21 2010

Again I will team up with Into the Blue - Creative Walks, to lead a group through the West MacDonnell Ranges out of Alice Springs. The area is eye catching in both colour and b&w. We will venture into parts that have limited access and some exclusive only to our group.

The landscape of Ormiston Gorge and Standley Chasm is quite spectacular as are parts of the Larapinta Trail and Gosse Bluff. A day of portraiture and history will be enjoyed at the old Lutheran Mission at Hermannsburg. This is a chance to mix with, photograph and enjoy both the indigenous and other locals that inhabit this extraordinary place called The Outback.

For a direct link and further information of this walk including, booking, pricing and itinerary please contact Into the Blue, phone: 02 47876027

<http://www.intotheblue.com.au/tours/tour.asp?ID=59>
www.intotheblue.com.au or Email: info@intotheblue.com.au

The Great Ocean Road Workshop November 5 - 8 2010. Workshop Fee: \$495

Based in Port Campbell we will photograph the rugged coastline of Loch Ard Gorge and the Twelve Apostles, parts of the Eastern side of the Otway Ranges and the picturesque waterfalls and awesome Sequoias of the Otway State Forest. Many field trips are planned to the most spectacular places this area offers. Our indoor and evening sessions will be taken up with portfolio reviews, some technical jargon and alternative ways of seeing and looking at subject matter. The time together will as usual be informative and fun as will be my co-instructor Jeff Moorfoot. Such a great place for a workshop.

And ahead to 2011

Ireland - The Exciting West Coast. Early April for one week.

I will again team up with noted English photographer and nice guy Joe Cornish and conduct this week long workshop in this beautiful part of the world. We will base ourselves on the magnificent West Coast around the Dingle and Iveragh (pronounced Ivory) peninsulas. The towns of Killarney and Cork are nearby. Our intention is

The Art of Photography Richard White

PHOTOGRAPHIC WORKSHOPS ON LINE GALLERY PHOTOGRAPHY ARTICLES HIGH COUNTRY CALENDAR

P. O. Box 425, Mansfield, Victoria 3722
Phone / fax 03 5776 9533

Email: richard@richardwhite.com.au
website: www.richardwhite.com.au

to photograph this rugged and awesome coastline and area during the best light. The shorter daylight hours will give us plenty of time to relax over dinner, talk about photography and review prints that people bring along.

If you join us for this workshop consider making it part of a longer trip.

Workshop fee \$1550. Accommodation and all meals approximately £475. Further information can be obtained from The Art of Photography Workshops. We are already nearly half full.

An observation.

Just a few days ago my son came home from Uni and bought home my guitar that he “stole” from me some years ago. I picked it up, not having played in about 10 months, and found myself to be as rusty as hell. It took me the best part of 15 minutes to get my fingers working again properly. I also realized how much I missed something I loved. I probably shouldn't have let it go.

The comparison I draw here is with photography. If we don't pick up our cameras every so often then we become rusty also. It is important to keep practicing not only to remember how to use our cameras, but also to keep our eye tuned. Practice, practice, practice. You have never gone backwards by doing so.

Well that's it for this year. I hope you find joy in the Christmas season.

Till next time.

A handwritten signature in black ink that reads "Richard". The signature is written in a cursive style and is underlined with a single horizontal stroke.